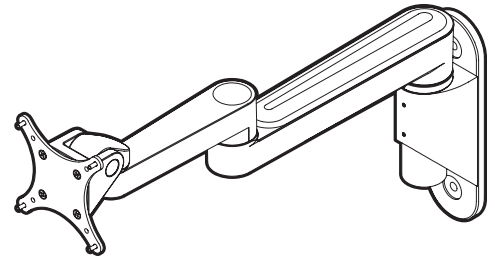


# 9300 SERIES


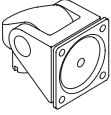

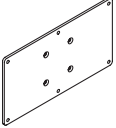
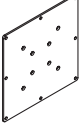


## Installation Instructions

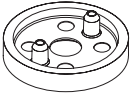


<p><b>1</b></p> <p>*Hardware not included.</p>	<p><b>2</b></p>	<p><b>3</b></p>
<p><b>4</b></p> <p>*Some monitors may require a spacer hardware kit. See page 2 for details.</p>	<p>VESA® 100 x 200mm (Model 9300-HD-1x2)</p> <p>VESA® 200 x 200mm (Model 9300-HD-2x2)</p>	<p><b>5</b></p>
<p><b>6</b></p>	<p><b>7</b></p>	<p><b>8</b></p>

# 9300 SERIES

## Parts List

ITEM	DESCRIPTION / PART NO.	QUANTITY
A	<b>3/32" Allen Wrench</b> 700146	1
		
B	<b>Monitor Tilter</b> 405397 <i>Model 9300</i> 407747 <i>Model 9300-HD</i>	1
		
C	<b>75/100mm VESA® Adapter Plate</b> 1 105587 <i>Models 9300 and 9300-HD only</i>	
		
D	<b>100mm x 200mm VESA® Adapter Plate</b> 1 7VESA1X2 <i>Model 9300-HD-1x2 only</i>	
		
E	<b>200mm x 200mm VESA Adapter Plate</b> 1 7VESA2X2 <i>Model 9300-HD-2x2 only</i>	
		
F	<b>10-32 x 3/8" Phillips Pan Head Screw</b> 1 702281 (4-pack)	
		
G	<b>M4 x 12mm Phillips Pan Head Screw</b> 1 702096 (4-pack)	
		

ITEM	DESCRIPTION / PART NO.	QUANTITY
H	<b>M6 x 12mm Phillips Pan Head Screw</b> 8 707517 <i>Model 9300-HD-2x2 only</i>	
		
I	<b>Dog Washer</b> 1 105189	
		
J	<b>10-32 x 3/8" FPhMS w/Lock Patch</b> 1 705198	
		
K	<b>7/32" Allen Wrench</b> 1 701127	
		
L	<b>Domed Straight Arm Cap</b> 1 110042	
		
M	<b>6-32 x 1" Phillips Pan Head</b> 2 705764	
		