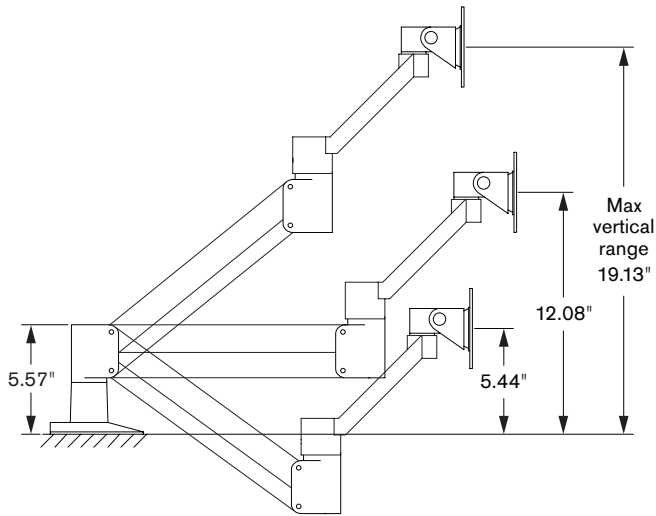
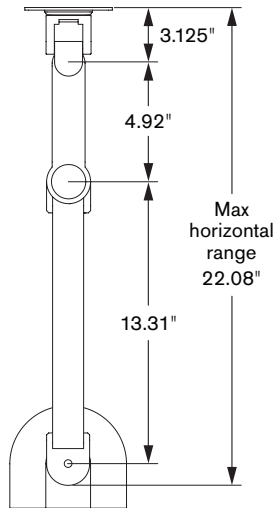


Model 7045

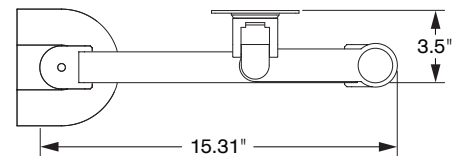
Specifications



SIDE VIEW
Vertical Range



TOP VIEW
Horizontal Range

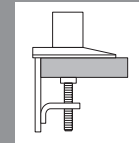


TOP VIEW
Arm Folded

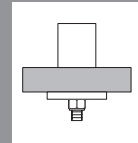
CAPABILITIES

Vertical range	13.5"
Horizontal range	22"
Rotation	360 degrees at three joints
Monitor tilt	200 degrees
Monitor pivot	Landscape to portrait
Monitor compatibility	VESA® 75mm and 100mm
Cable management	Cables are concealed in arm
Mounting options	FLEXmount™, Slatwall, Wall, Thru-Desk
Monitor weight/model number	7.5 - 15 lbs / 7045-500 10 - 22 lbs / 7045-800 12.5 - 29.5 lbs / 7045-1000

FLEXMOUNT™ CONFIGURATIONS



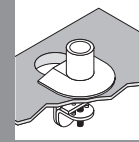
Desk Clamp



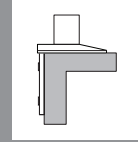
Thru-Desk



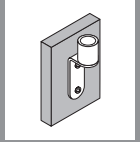
Wall



Grommet Hole



Side Bolt



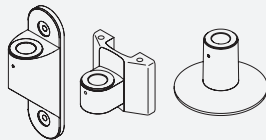
Reverse Wall

OPTIONAL ACCESSORIES



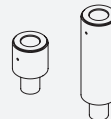
QUICK RELEASE ADAPTERS

Allows for quick attach and release of monitor (8336-QR).



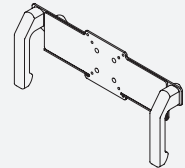
MOUNTS

Wall (8325), slatwall (8246) and thru-desk (8312).



EXTENDER TUBES

Raise the height of your arm. 2" (8171-2) and 6" (8171-6) extensions available.



HANDLE SET

Provides convenient handles to reposition monitor (8291).



Phone: 800.524.2744 | Fax: 610.253.9521 | E-mail: sales@LCDarms.com | Web: www.LCDarms.com

This product is protected by one or more of the following U.S. Patent Nos. and other United States and foreign patents applied for: 119,345, 119,346, 1,324,842, 2,470,525, 6,076,785, 6,273,383, 6,409,134, 6,478,274, 6,499,704, 6,505,988, 6,609,691, 6,191,606, 6,719,253, 6,726,167, 6,736,364, 6,783,105, 6,854,698, 6,915,994, 6,935,883, 6,955,328, 6,983,917, 6,986,489, 7,014,157, 7,017,874, 7,048,242, 7,059,574, 7,063,296, 7,066,433, 7,066,435, 7,389,965, D435,852, D491,952, D492,893, D570,853, D575,293.