



6 Ways Mounting Solutions Can Benefit POS Installations

A White Paper by Innovative Office Products



Are you getting the maximum return from your technology investment? You may have installed the most recent monitor or kiosk technology in your retail store, but if you have placed the screens on counter surfaces, you are passing up the extremely attractive benefits offered by monitor mounting solutions for point of sale applications.

Mounting solutions consist of products for elevating your monitors and kiosks above the counter, perhaps even attaching to a wall or suspending from the ceiling. While there are a large range of mounting options available, they tend to share 6 key benefits in the point of sale environment:

1. Save valuable selling space

By suspending the monitor or kiosk above the counter, you can expand your usable selling space... in a location perfect for impulse-buy items.

(See Fig A.)

2. Adjust monitor height

Your sales associates vary in height—a height-adjustable monitor allows each of them to work in comfort. Reduce neck and back strain from improperly positioned screens. Happy, healthy sales staff lead to happy, profitable customers.

(See Fig B.)

3. Adjust screen angles to avoid glare

Light sources and intensity may vary throughout the day. Keep annoying glare off your screen by tilting or swiveling the monitor.

(See Fig C.)

Fig A.

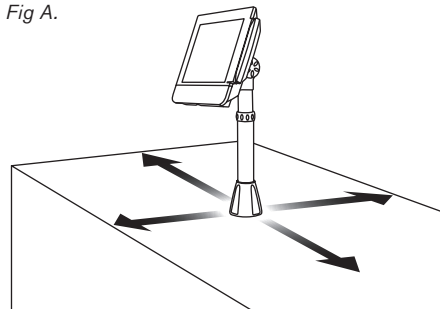


Fig B.

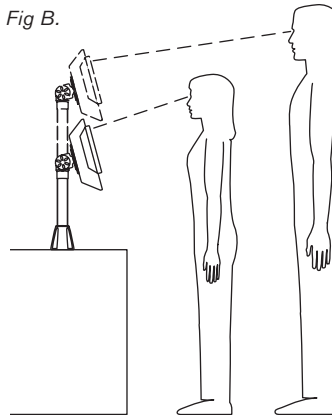
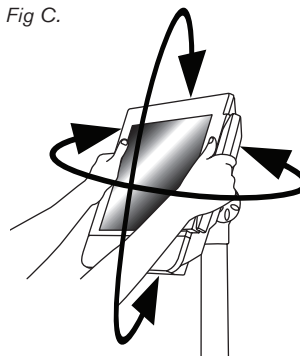


Fig C.



4. Cable management benefits

Keep your cabling out of view, and out of harm's way, by routing cables through your monitor mount. Prevent accidental disconnects, and reduce wear-and-tear.

(See Fig D.)

5. Enhance store image – reduce clutter

Well-designed mounting solutions can have aesthetic as well as functional benefits. Avoid ad-hoc and unsightly welded solutions. Put your best face forward at the point of purchase, and present a sleek and modern image.

(See Fig E.)

6. Improve security – prevent accidents and dissuade theft

Mounted monitors are inherently more secure than free-standing monitors. In addition to discouraging theft, securing your monitors to countertops or walls can also prevent tipovers and accidental equipment damage.

(See Fig F.)

Fig D.

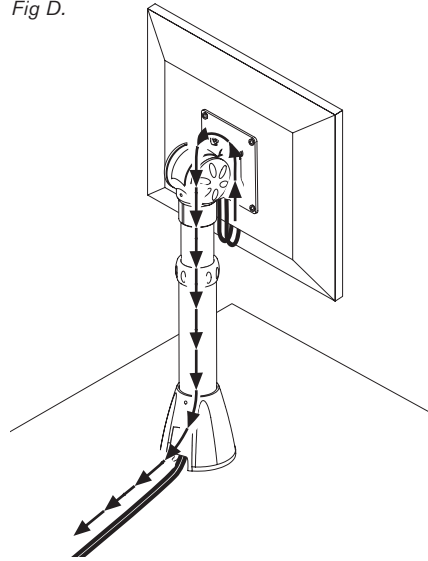
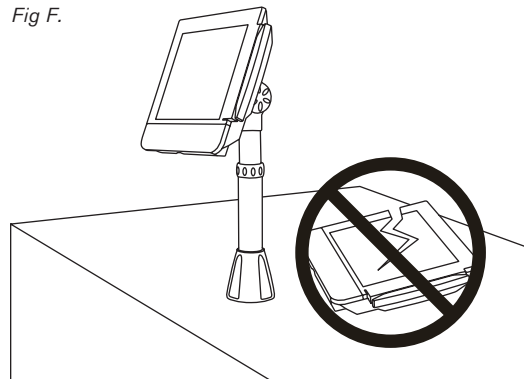


Fig E.



Fig F.



Final Advice: Work with an expert

Be sure to choose a mounting solutions expert for your next project. Look for a diverse range of robust products, an ability to customize to your needs and point of sale experience.

Consult with the mounting solution experts for your next project. Innovative Office Products specializes in flexible, retail-hardened mounting solutions. Innovative offers custom design services to meet your project requirements. Contact us today to get started:

Tel: 800.524.2744

Email: sales@LCDarms.com

Web: www.LCDarms.com

